

In Situ Bioremediation Using SpillAway Products and Gravity Feed Pipe System

Bureau Veritas Weeks Consulting - Pillerton Priors, Warwickshire





Table 1
Water Monitoring Results for 19/03/04
The Gables, Pillerton Priors, Warwickshire

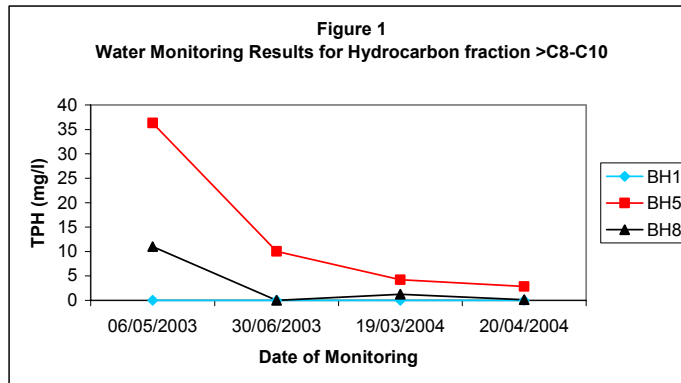
Location	Water depth (mbgl)	TPH >C8-C10 (mg/l)	TPH >C10-C12 (mg/l)	TPH >C12-C16 (mg/l)	TPH >C16-C21 (mg/l)	TPH >C21-C35 (mg/l)	Total PAH (mg/l)
BH1	0.56	<0.1	0.12	<0.1	<0.1	<0.1	<0.01
BH5	0.59	4.23	18.81	26.04	0.72	<0.1	0.09
BH8	0.58	1.24	5.32	7.99	0.21	<0.1	0.09

Table 1
Water Monitoring Results for 20/04/05
The Gables, Pillerton Priors, Warwickshire

Location	Water depth (mbgl)	TPH >C8-C10 (mg/l)	TPH >C10-C12 (mg/l)	TPH >C12-C16 (mg/l)	TPH >C16-C21 (mg/l)	TPH >C21-C35 (mg/l)	Total PAH (mg/l)
BH1	0.64	<0.1	<0.1	<0.1	<0.1	<0.1	<0.01
BH5	0.68	2.85	15.28	20.51	0.62	<0.1	1.43
BH8	0.67	0.15	0.66	0.77	<0.1	<0.1	0.02

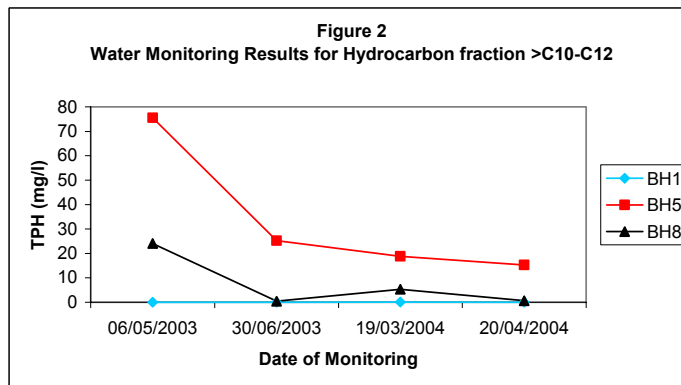
Water Monitoring Results for Hydrocarbon fraction >C8-C10
The Gables, Pillerton Priors, Warwickshire

Date	BH1	BH5	BH8
06/05/2003	0	36.3	11
30/06/2003	0	10.03	0
19/03/2004	0	4.23	1.24
20/04/2004	0	2.85	0.15



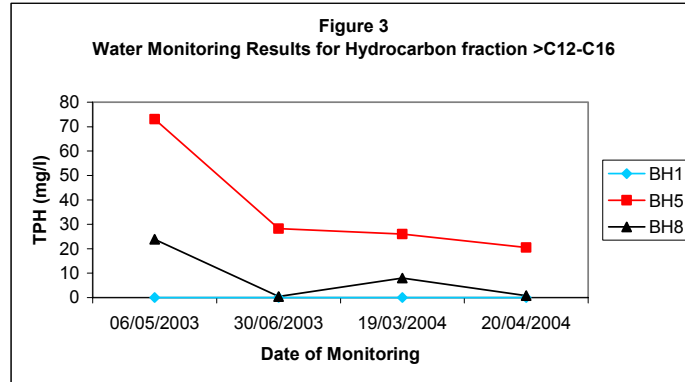
Water Monitoring Results for Hydrocarbon fraction >C10-C12
The Gables, Pillerton Priors, Warwickshire

Date	BH1	BH5	BH8
06/05/2003	0	75.6	24.1
30/06/2003	0	25.22	0.43
19/03/2004	0.12	18.81	5.32
20/04/2004	0	15.28	0.66



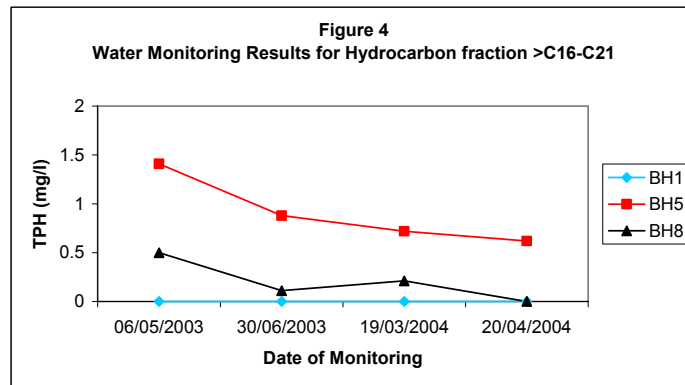
Water Monitoring Results for Hydrocarbon fraction >C12-C16
The Gables, Pillerton Priors, Warwickshire

Date	BH1	BH5	BH8
06/05/2003	0	73.1	23.9
30/06/2003	0	28.24	0.42
19/03/2004	0	26.04	7.99
20/04/2004	0	20.51	0.77



Water Monitoring Results for Hydrocarbon fraction >C16-C21
The Gables, Pillerton Priors, Warwickshire

Date	BH1	BH5	BH8
06/05/2003	0	1.41	0.5
30/06/2003	0	0.88	0.11
19/03/2004	0	0.72	0.21
20/04/2004	0	0.62	0



Water Monitoring Results for Hydrocarbon fraction >C21-C35
The Gables, Pillerton Priors, Warwickshire

Date	BH1	BH5	BH8
06/05/2003	0	1	0.5
30/06/2003	0	0	0.1
19/03/2004	0	0	0
20/04/2004	0	0	0

