



## **SpillAway UK Ltd**

# **Photo Diary - Turner Powertrain Systems**

Yard Cleaning at the Wolverhampton Site

Monday 6<sup>th</sup> March 2006

**Trading Address:** Unit 21 Barn Way, Lodge Farm Industrial Estate, Northampton, NN5 7UW

**Registered Address:** 27 St Cuthberts Street, Bedford, MK40 3JG

**Registered in England No:** 4846291

**V.A.T Number:** 832118946

**Tel:** 01604 588660

**Fax:** 01923 674022

**Web:** <http://www.spillaway.net>


SpillAway were asked to help recondition the yard areas of Turner Powertrain Systems. FleetKleen was prescribed for the cleaning process and the contract cleaning was carried out by Taylor Bio Services (TBS). All cleaning was carried out using FleetKleen Cleaner/Degreaser

## Heating Unit

The Heating unit was of prime concern as build ups of hydrocarbons around and under the unit have meant that it may be condemned. As the photos below show, oil build up was up to several mm thick in places and drainage had been completely blocked.




Before



Before



Before



Before



FleetKleen Concentrate



FleetKleen is diluted at 20:1



FleetKleen is applied and left to soak for up to 25 minutes



Cleaning by pressure washer



Cleaning by pressure washer



Cleaning by pressure washer



After the initial clean, the FleetKleen was left for an additional 15 minutes to unblock the oily drains



Once clear, the second clean down with pressure lance can commence



FleetKleen was also used on brick



Oil had covered brick work up to 1m



FleetKleen works on all solid surfaces



After




Before



After



Before



After

## Skips

In the skip area we found that, over a course of time, the coolant and cutting oils used in Turner Powertrains manufacturing processes had unavoidably contaminated the yard. This problem is then exacerbated by fork lift vehicles spreading the contamination around the yard.



Before



Before



Pressure lance cleaning



Pressure lance cleaning



Before & After



After

## General Yard Cleaning

The yard was cleaned using a bar-spray pressure washer for the initial clean and a lance pressure washer for wash down and to remove any stubborn marks. As with all other applications, FleetKleen was left for as long as possible as the contact time improves its performance.



Pressure washer cleaning



Pressure washer cleaning



Before & After



Wash down



After



After

## Oil Bund

As with most oil bunds, it is near impossible to prevent some contamination escaping the banded area. As such we cleaned both the apron around the bund as well as the bund walls themselves. FleetKleen was actually applied directly through the pressure lance to the bund walls to improve contact.



Before



Wash down



After



After